

CNC machine

with servomotor drive

FLATCom®

M series



FlatCom M 30 without hood

FlatCom M 30 with hood open

isel® France Des composants aux Systèmes

BP 41 - ZAC de la prévôté - 4 rue des côtes d'Orval - F-78550 - HOUDAN
tel: +33(0) 130 461 201 fax: +33(0) 130 596 932 email: info@isel.fr

Technical specification

	FLATCom® M 20	FLATCom® M30	FLATCom® M40	FLATCom® M50
Traverse path X/Y/Z [mm]	700/600	700/900	1200/900	1200/1400
Z lift [mm]	150 (optional 250, in each case without processing unit)			
Clamping table surface W×D [mm]	750x750	750x1000	1250x1000	1250x1500
Z-Throughput [mm]	200 (optional 300, in each case without processing unit)			
Dimensions W × D × H [mm]	1420x1150x1870	1420x1450x1870	1920x1450x1870	1920x1950x1870
Processing speed X/Y/Z	appr. 250 mm/s			
Repeatable accuracy [mm]	± 0,02			
Drive motors	48V servomotors			
Drive elements X/Y/Z	Recirculating ball drive, clearance free adjustable			
Controller	iMD CAN controller with 3 drive controllers, expandable to 12 axes (max. 6 interpolated & 6 handling axes), PC, I/O module, safety circuit with rest state monitoring, power supply unit 48V/1000 W			
Operation	19" CNC control panel with touch screen, keyboard and mouse			
Weight [kg]	appr. 300	appr. 340	appr. 450	appr. 525
Software	Windows, WinRemote (optional: ProNC, isy 2.5 PLUS)			
Connection values	400V, 16A			
Part no.	275023 32355 **	275033 32355 **	275043 32355 **	275053 32355 **

* without mounted components on the axes.
** with switchgear cabinet and table

CNC machine

with servomotor drive

FLATCom[®]
M series

General note

The choice of the ideal CNC machine for you should focus both on the clamping area for the workpiece, materials or plates to be machined and on the strategy or difficulties of the machining. In principal, all machines are perfectly suited to machining **light metals, non-ferrous metals, plastics and wood**. Extensive range of accessories for all our CNC machines to order (see page E18 *et seq.*).

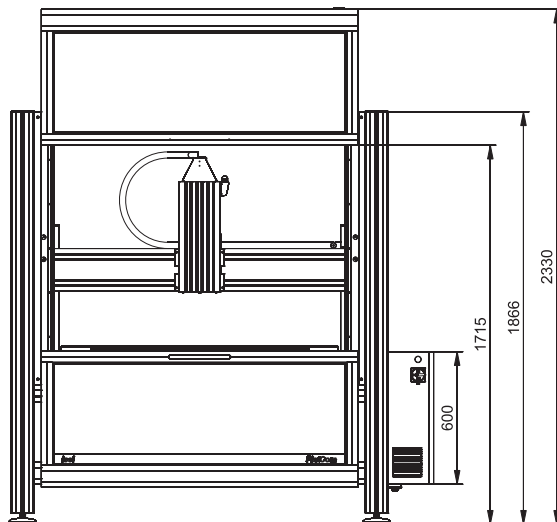
Options

- PC control console with 2 free PCI plug-ins (for use by external PCI hardware)
- Safety light curtain
- toothed belt drive
- Milling and engraving spindles
- SK11/SK20 automatic tool change stations
- Minimum amount lubrication or CoolMin cooling system
- Vacuum clamping benches
- Suction device
- 4. Axis e. g. RDH series installation
- Version without hood
- Maximum 6 interpolated axes + 6 handling axes
- Portal gap 300 mm
- pneumatic sliding door
- closed hood attachment

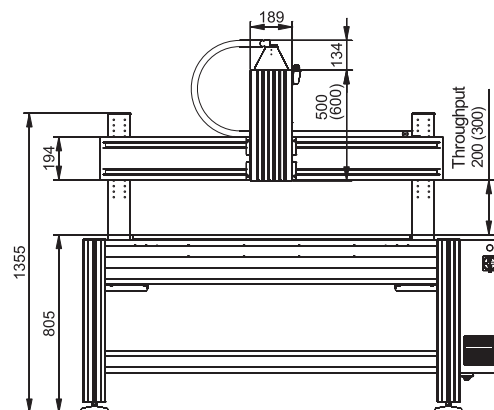
Setup

- Portal: mobile, bench: fixed

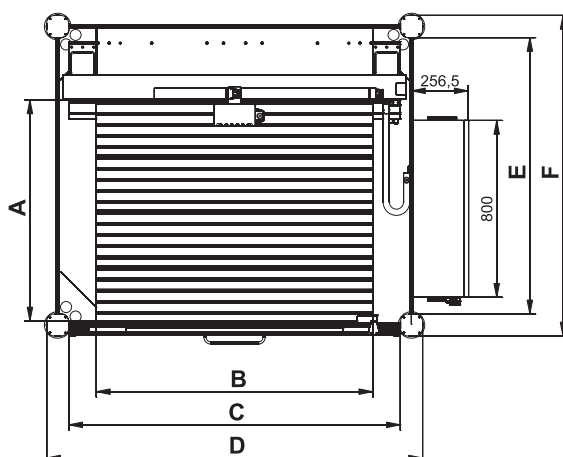
Dimensioned drawings/dimensions



FlatCom with sub-frame and hood



FlatCom with sub-frame, without hood



	A	B	C	D	E	F
FlatCom M20	750	750	1000	1200	950	1150
FlatCom M30	1000	750	1000	1200	1250	1450
FlatCom M40	1000	1250	1500	1700	1250	1450
FlatCom M50	1500	1250	1500	1700	1750	1950